

# Getting the Most Out of .Mac

Hadley Stern | Macworld 2008



# But first....

- What is it?  
.Mac is a set of online tools that are integrated with iLife and Mac OS X that allows you to simply integrate the internet with your Mac.
- How do I get it?  
You have to have a .Mac account. To get one, go to <http://www.mac.com>. There is a 60 day free trial or you can buy a year's access for \$99.

# What you get

- 10GB of storage (which you can upgrade)
- Backup
- Groups
- iDisk
- Sync
- Back to My Mac
- .iCloud eMail
- Website hosting
- Web Gallery
- and more

# Where you get it

- [www.mac.com](http://www.mac.com)

# Once you have it

- Go to system Preferences and sign in, that's it!



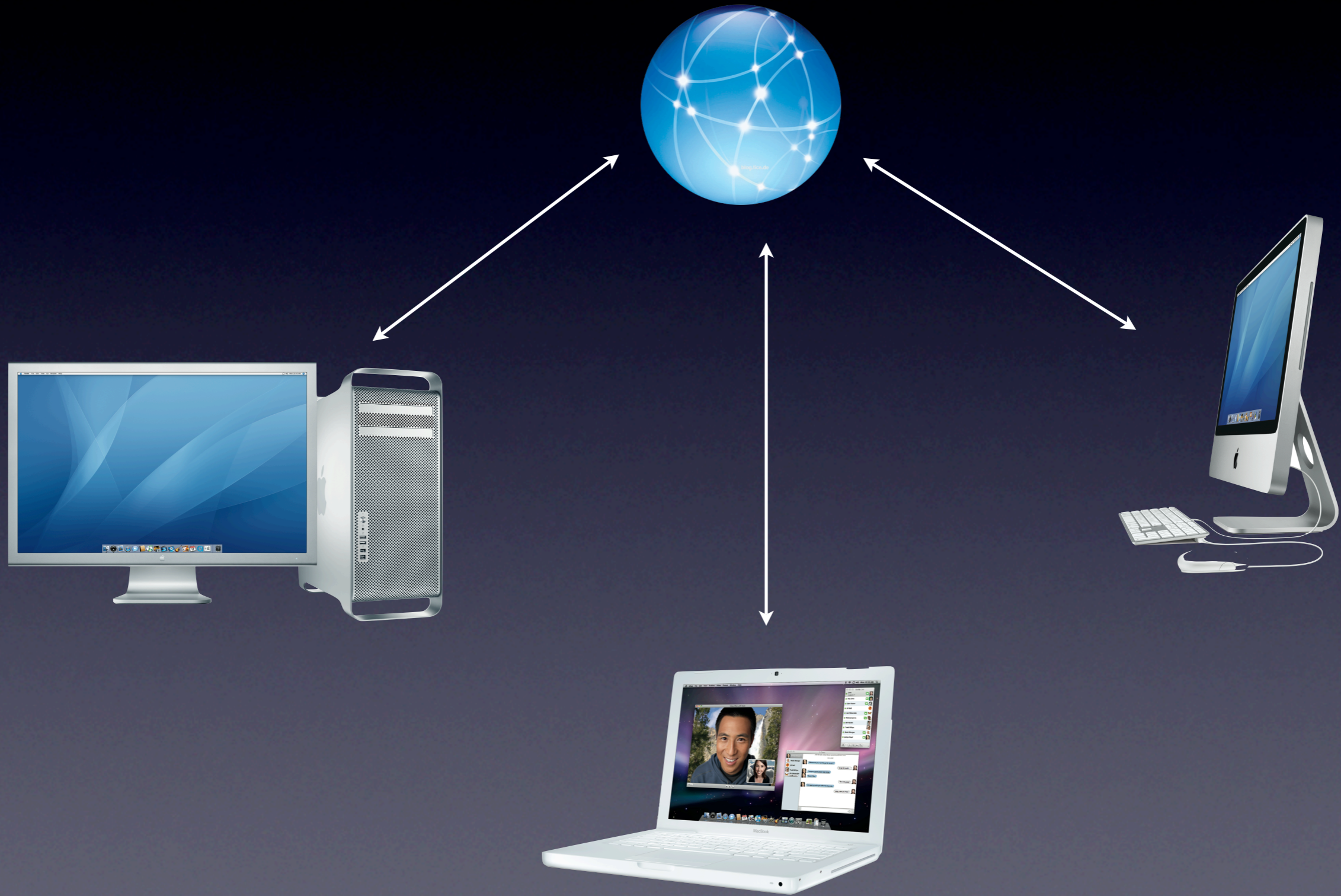
# What We'll Cover Today

- Using Sync to Organize Your Macs
- Getting the most out of iDisk
- Share your digital life with .Mac

# .Mac Sync

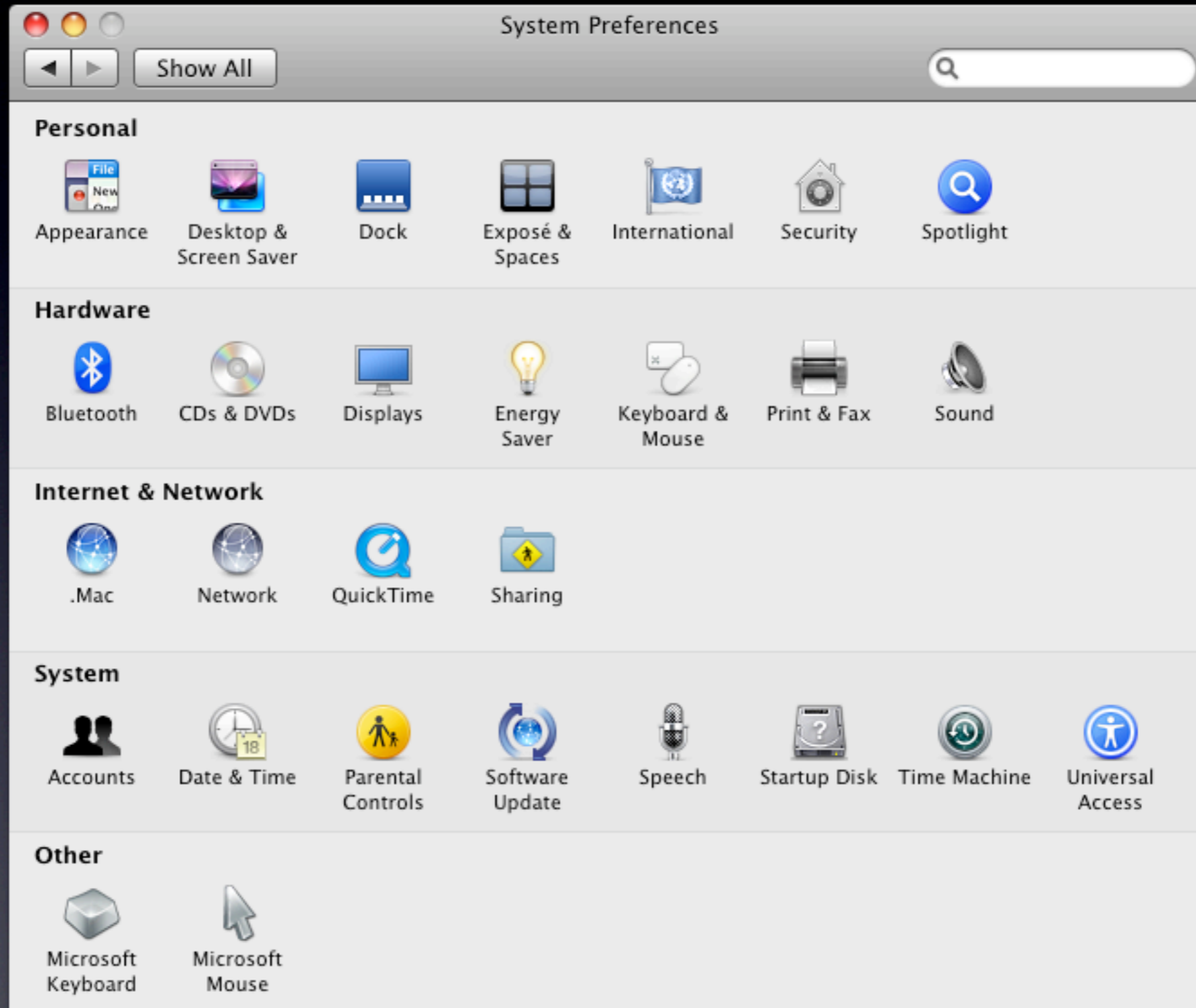


# How it Works





# What you can sync

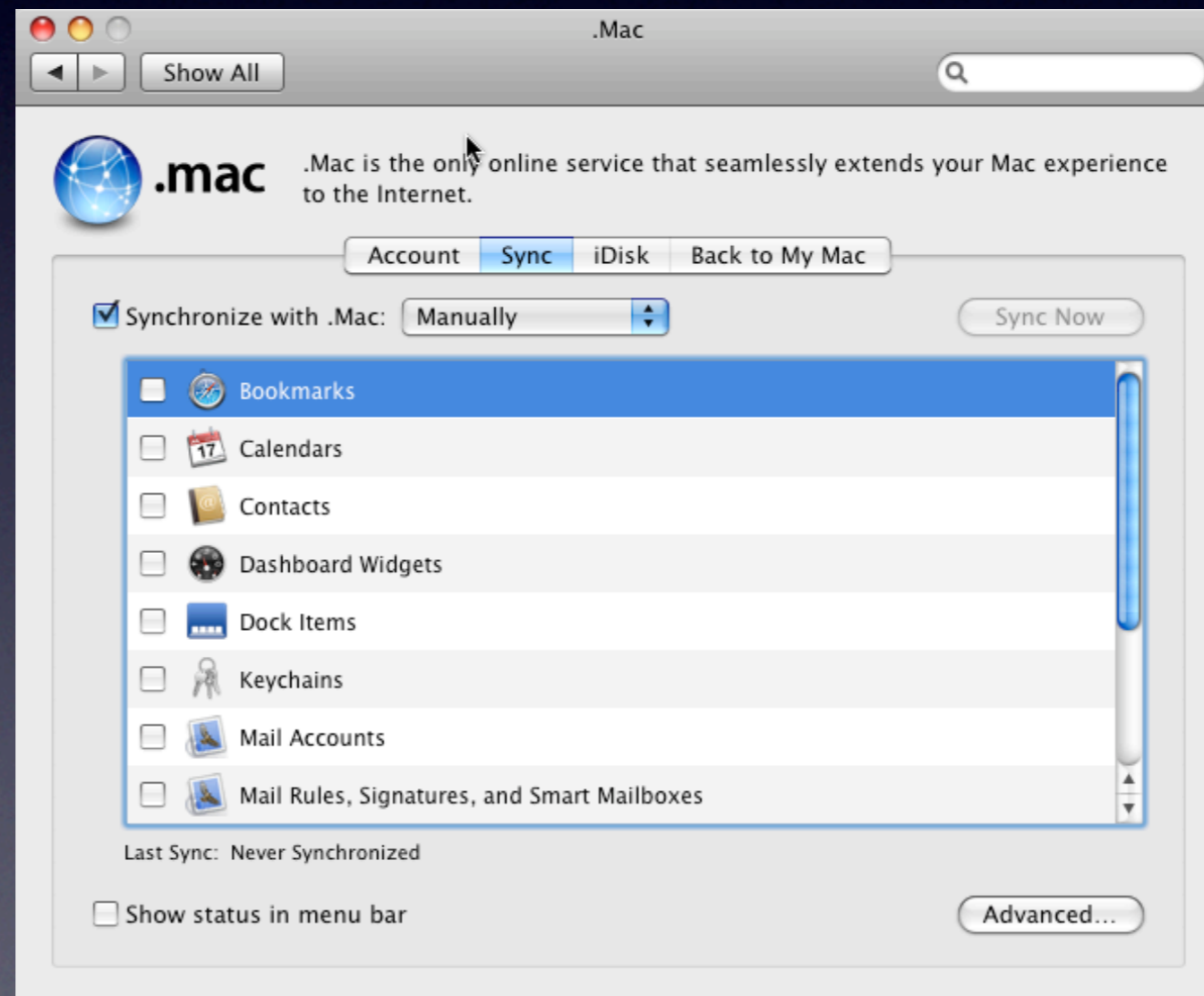


# What can you sync

- Safari Bookmarks
- Calendars
- Contacts
- Dashboard Widgets
- Dock Items
- Keychains
- Mail Accounts
- Mail Rules, Signatures, and Smart Mailboxes
- Notes
- Preferences
- Entourage Notes

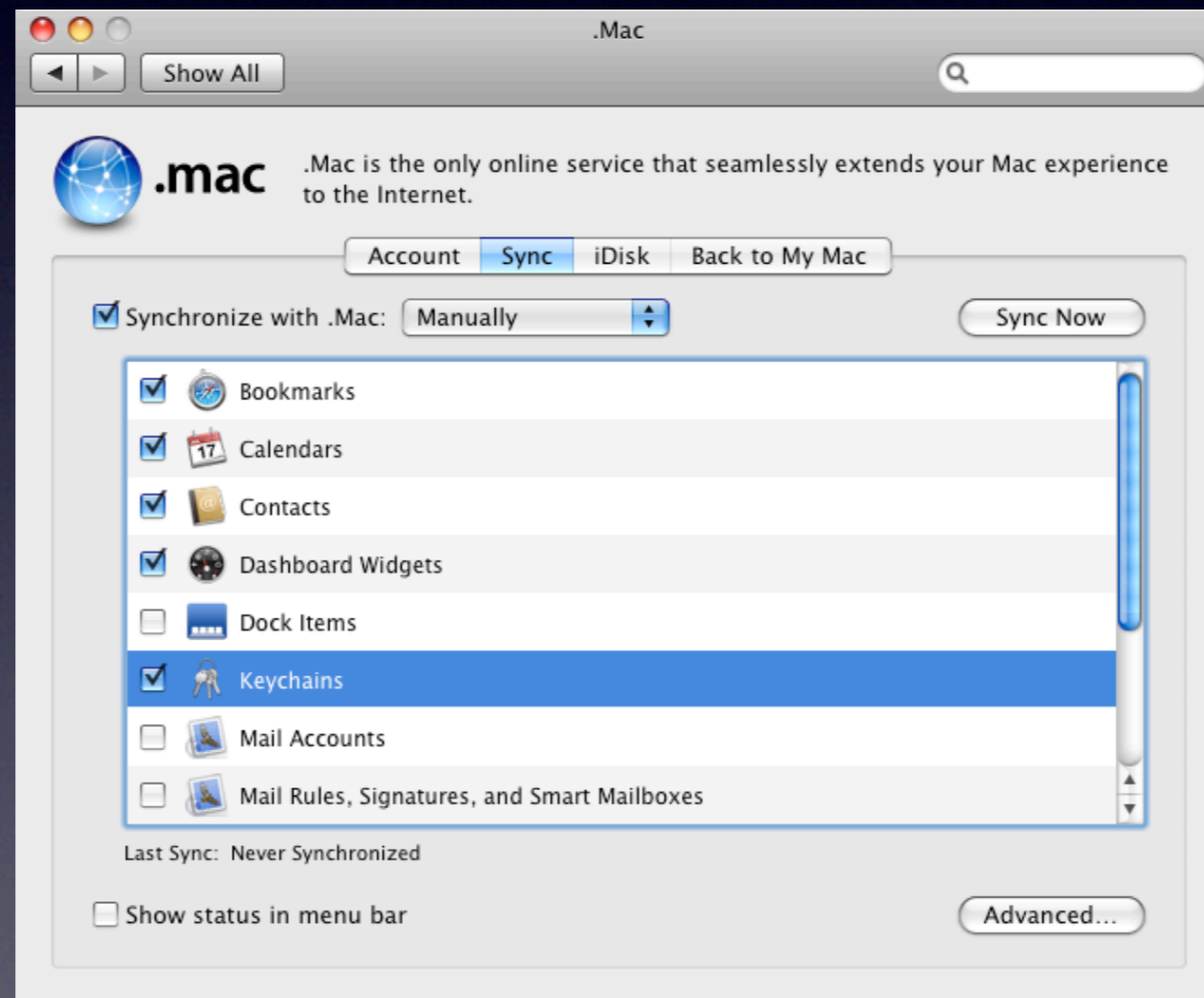
# How to do it

- Go to System Preferences/.Mac and hit the sync tab

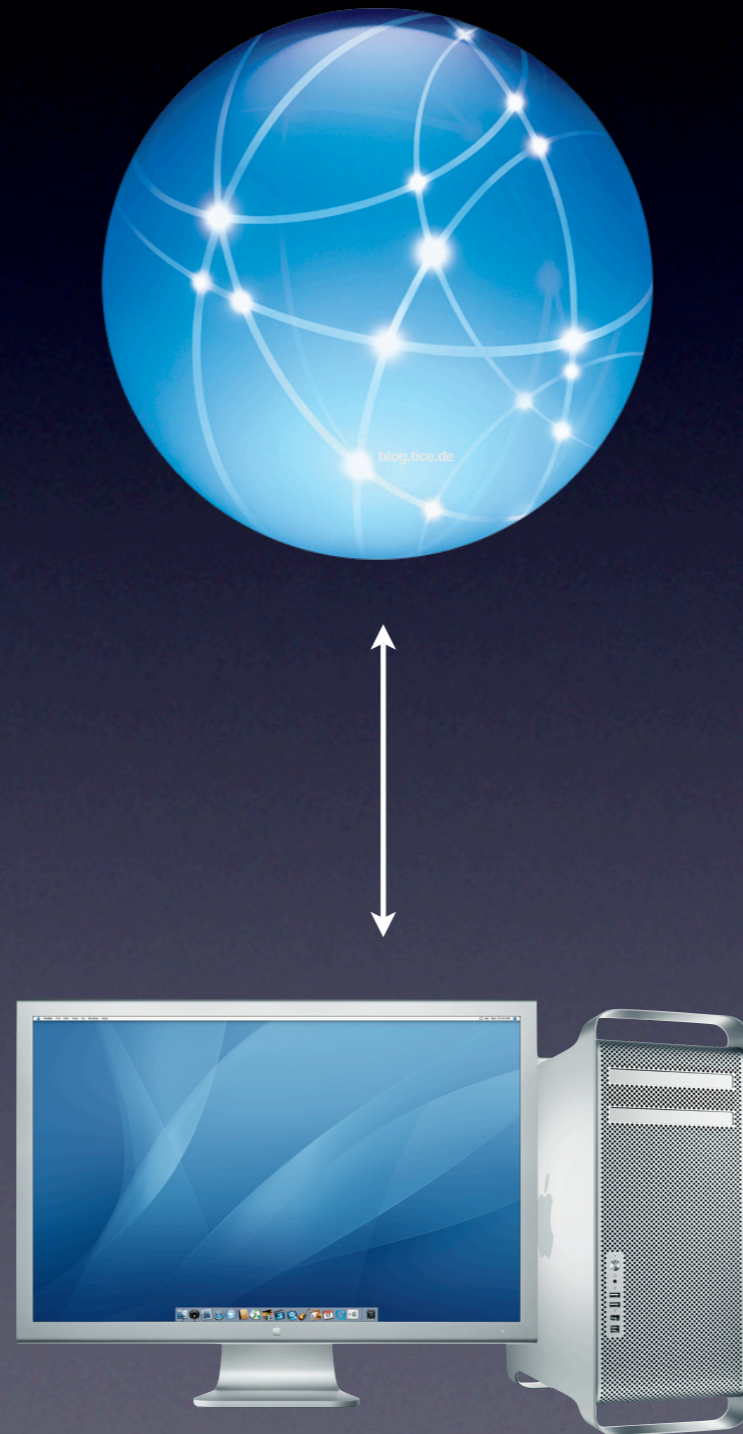


# How to do it

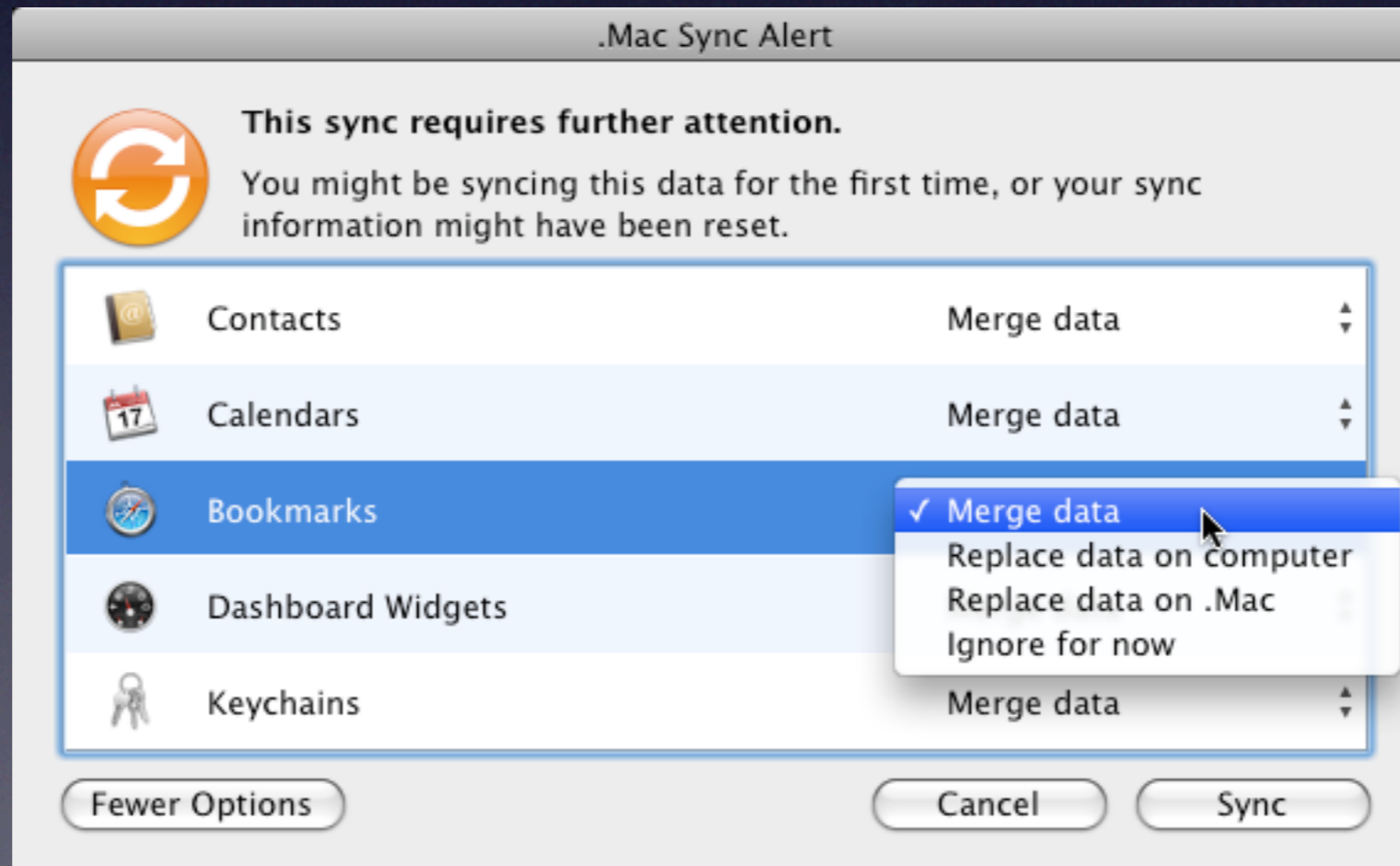
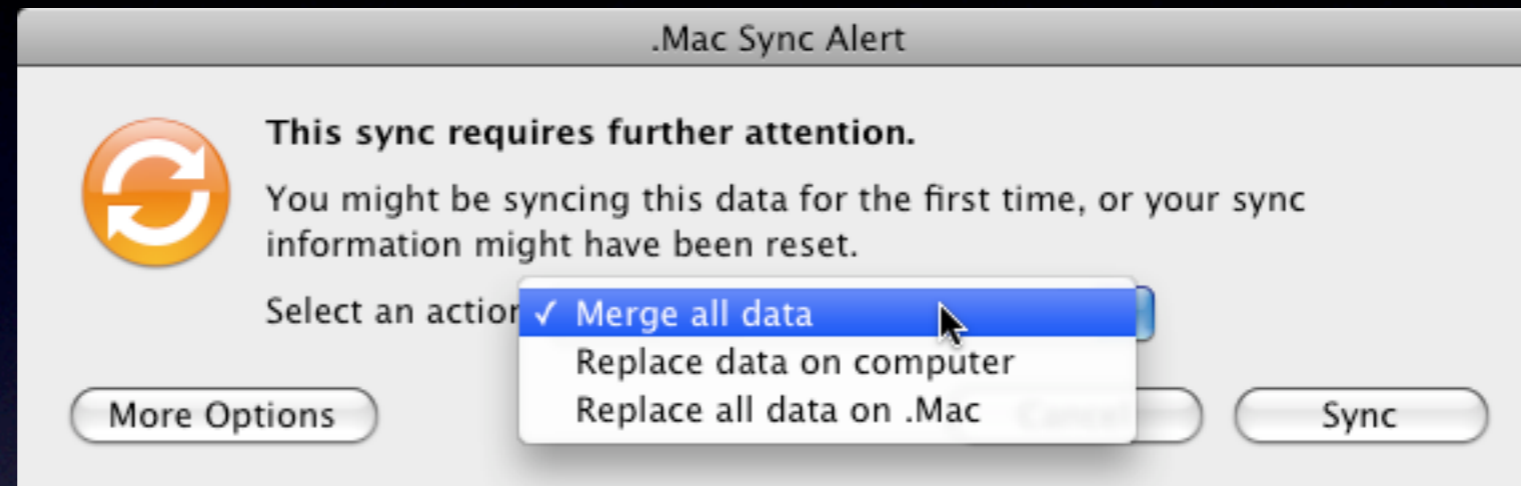
- Select what you want to sync and hit sync!



# What Happens now?



# What Happens now?



# Sync duplicates

- Sync will walk you through any conflicts you need to resolve.



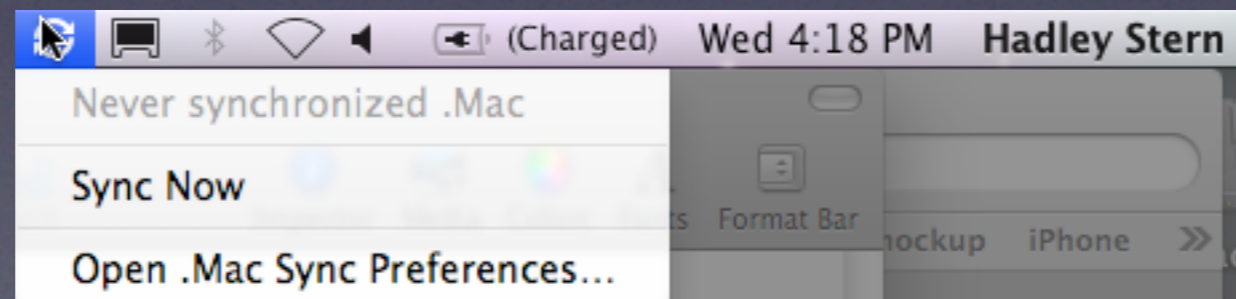
# You are all synced!

- Now just sync your other Macs one-by-one and anything you have told .Mac to sync will be synced.



# Beyond the sync

- You can either sync manually, or have it happen automatically, every hour, every day, or every week
- Add the status feature to your finder menu bar for easy access throughout the day.



# Beyond the sync

- Sync is the best way to set-up email accounts, just set them up on one machine and you are all set.

# Getting the most out of iDisk

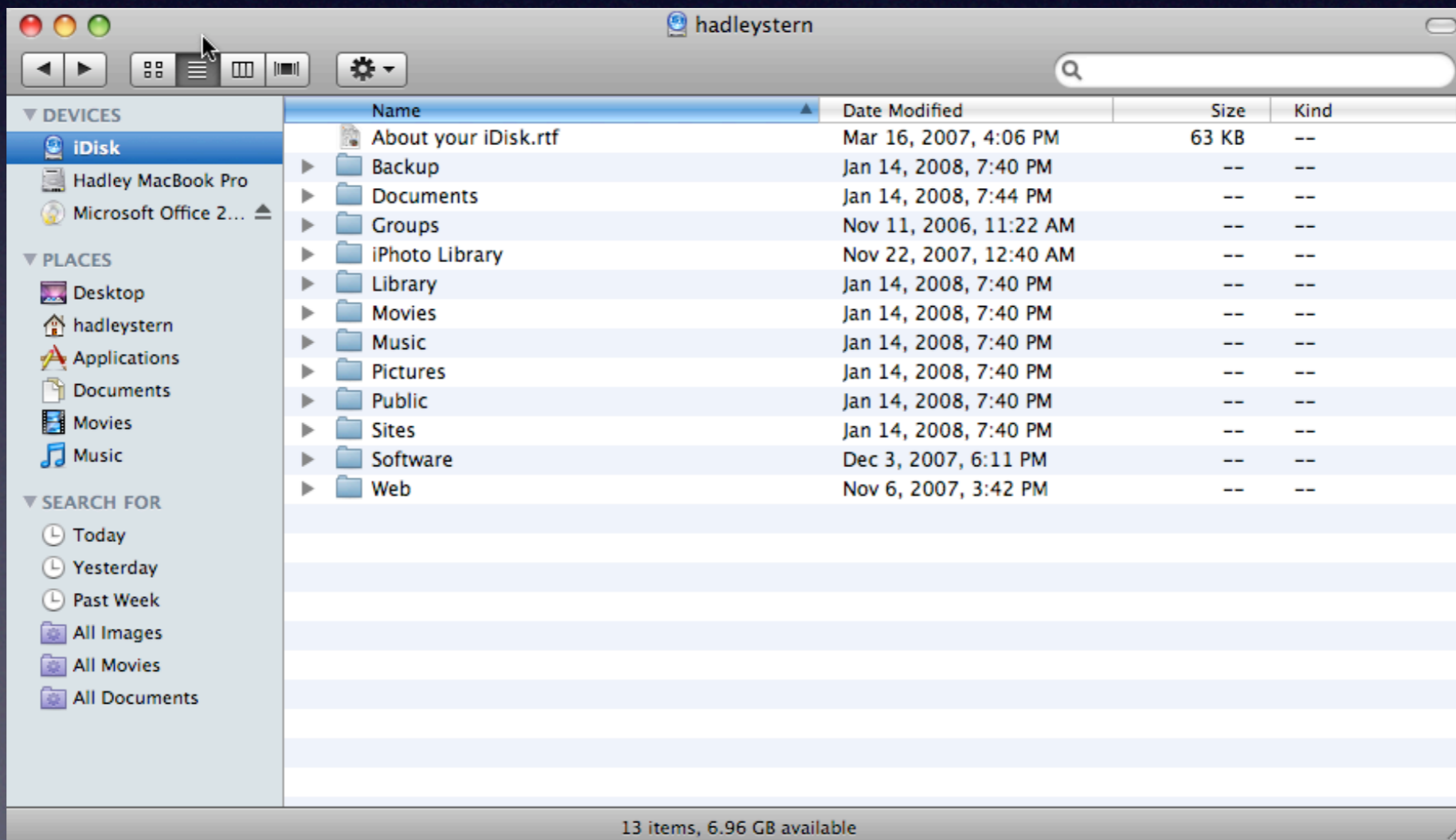


# iDisk: What is it?

- iDisk is an online storage space allowing you to store files on an internet hard drive.
- You can store, access, and share files in numerous ways.
- .Mac comes with 10GB of storage, which you can update to as much as 30GB (for more \$).
- It behaves just like a hard drive, accept that all files are stored on Apple servers.

# iDisk: How to get to it

- Once you are signed up just go to the finder and click on the idisk icon.




# iDisk: The easiest way to share files

- Plunk them in your Public Folder
- It is great for files that are too large to email.

.Mac

Show All

 **.mac** .Mac is the only online service that seamlessly extends your Mac experience to the Internet.

Account Sync **iDisk** Back to My Mac

### iDisk Usage



0 4.94 GB 9.87 GB

9.87 GB total, 2.89 GB used, 6.98 GB available [Upgrade Storage...](#)

---

### Your iDisk Public Folder

You can connect to your iDisk public folder at <http://idisk.mac.com/hadleystern-Public>

Allow others to:  Read only  Read and Write

Password-protect your public folder [Set Password...](#)

---

### iDisk Sync: Off

[Start](#) Click Start to keep a copy of your iDisk on this computer, so you can access it even when you're not connected to the Internet.

Update:  Automatically  Manually



# iDisk: How other users can get to your files

- You will need to provide your .Mac username, and your password (if you set one)
- On a Mac, go to the Go Menu>iDisk>Other Users Public Folder
- On a PC, download the iDisc Utility for Windows
- Or, provide them with the url to your iDisk, where they can download and upload files through a web browser interface .



# iDisk: Sharing files

- Also, users can send files to you this way, instead of having to have you.

# iDisk Syncing

- iDisk Syncing is a great way to work, it allows you to use your iDisk as a network volume that is constantly updated on whichever machine you are using.

# iDisk Syncing

**.Mac** .Mac is the only online service that seamlessly extends your Mac experience to the Internet.

Account Sync **iDisk** Back to My Mac

**iDisk Usage**

0 4.94 GB 9.87 GB

9.87 GB total, 2.89 GB used, 6.98 GB available Upgrade Storage...

**Your iDisk Public Folder**

You can connect to your iDisk public folder at <http://idisk.mac.com/hadleystern-Public>

Allow others to:  Read only  Read and Write

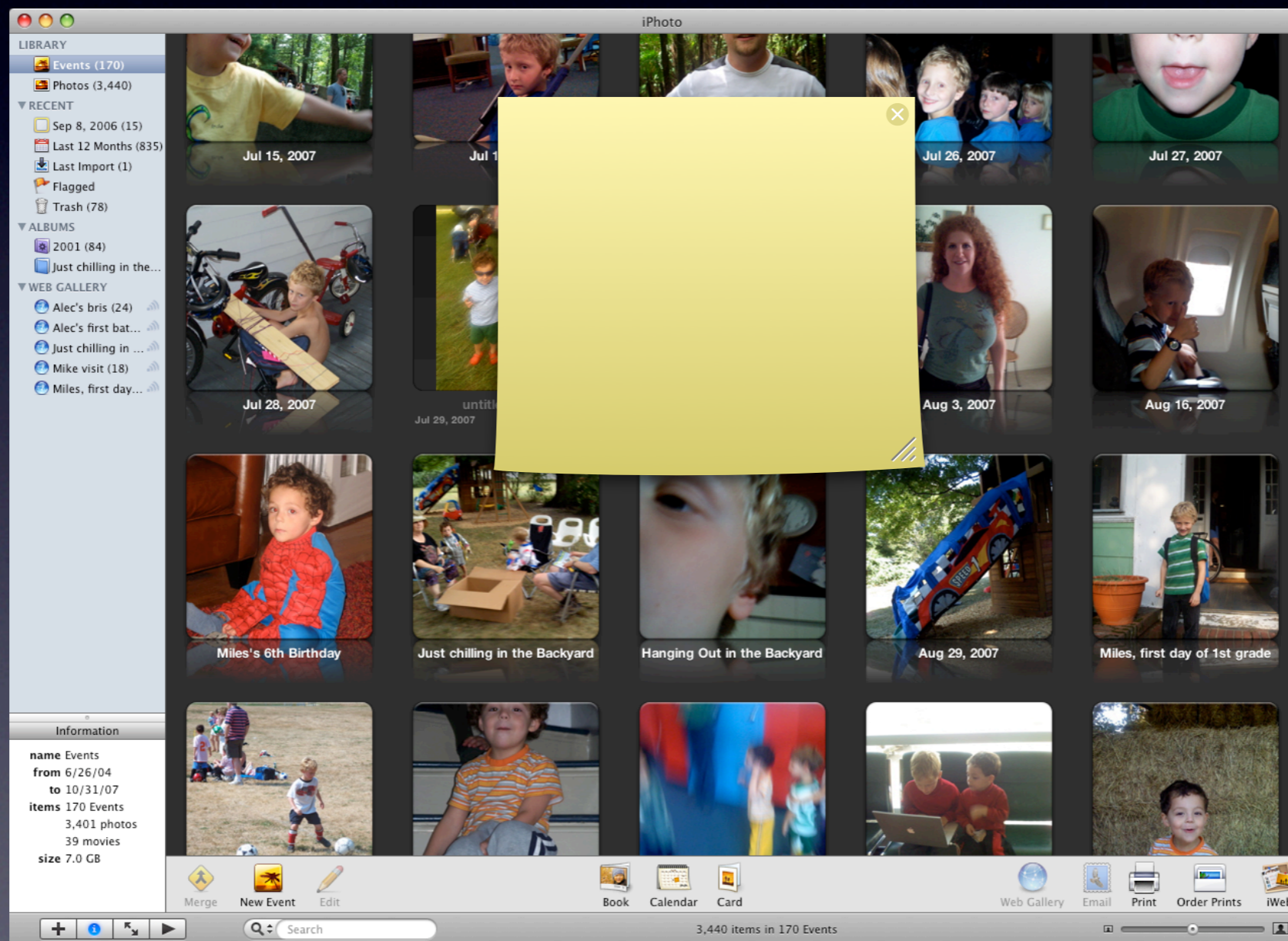
Password-protect your public folder Set Password...

**iDisk Sync: Off**

Start Click Start to keep a copy of your iDisk on this computer, so you can access it even when you're not connected to the Internet.

Update:  Automatically  Manually

# Share your digital Life with .Mac



# How to do it

- You create and manage your web gallery all through iPhoto. .Mac integration is built in.

# True sharing

- Not only can you share your media, but friends and family can share back.

# A typical scenario

- A family vacation. Dozens of digital pictures are taken. You upload yours first.

# Another way to share

- .Mac Screen Savers



# One More Thing....



# Questions?